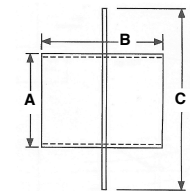


FIBERGLASS WATERSTOP COUPLINGS





- Rough exterior sand finish
- Stops weeping at pipe penetrations in equipment rooms, walls & floors, framed main drains, gutter manifolds & surge tanks
- Fraction of the cost of brass fittings
- Non-metallic -- no grounding
- Fiberglass reinforced PVC fitting
- More reliable than heat welded PVC

Fiberglass Waterstop Couplings		Fiberglass Waterstop Couplings	
Sizes	SCHEDULE 40	Sizes (soc x soc)	SCHEDULE 80
1"	FPK-88-301	1 1/2"	FPK-89-315
1 1/2"	FPK-88-315	2"	FPK-89-302
2"	FPK-88-302	3"	FPK-89-303
3"	FPK-88-303	4"	FPK-89-346
4"	FPK-88-346	6"	FPK-89-306
6"	FPK-88-306	8"	FPK-89-308
8"	FPK-88-308	10"	FPK-89-310
10"	FPK-88-310	12"	FPK-89-312
12"	FPK-88-312	14"	FPK-89-314
14"	FPK-88-314	16"	FPK-89-316
16"	FPK-88-316	18"	FPK-89-318
18"	FPK-88-318	24"	FPK-89-324
24"	FPK-88-324		



Fiberglass Waterstop Couplings	
Sizes (soc x soc)	Dimensions
1"	A: 1-3/4" B: 2" C: 6"
1 1/2"	A: 2-1/2" B: 2-1/2" C: 6"
2"	A: 12-3/4" B: 3" C: 6"
3"	A: 4" B: 4-1/2" C: 6-3/4"
4"	A: 5" B: 4-3/4" C: 8-1/4"
6"	A: 7-1/4" B: 6-1/4" C: 11-3/4"
8"	A: 9-1/2" B: 9-1/2" C: 15-3/4"
10"	A: 11-1/2" B: 13-1/2" C: 19-3/4"
12"	A: 13-1/2" B: 15-1/2" C: 23-3/4"
14"	A: 14-15/16" B: 15-3/4" C: 27-3/4"
16"	A: 17" B: 18" C: 31-3/4"
18"	A: 18-15/16" B: 20" C: 35-3/4"

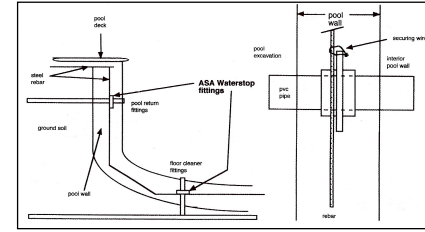
Refer to Waterstop Drawing for A, B, C Measurements



WATERSTOP FITTINGS - SLEEVE DESIGN

- Cost effective solution eliminates weeping around pipe penetrations
- Fraction of the cost of brass waterstop fittings
- Non-metallic -- no hydrodynamic waterstop when encased in concrete
- Simply prime and glue in place
- Wire floor fittings tight and level during floor pour

Part #	Description
1 1/2"	PVC Waterstop Sleeve Fitting
2"	PVC Waterstop Sleeve Fitting



FIBERGLASS GUTTER SYSTEM KITS

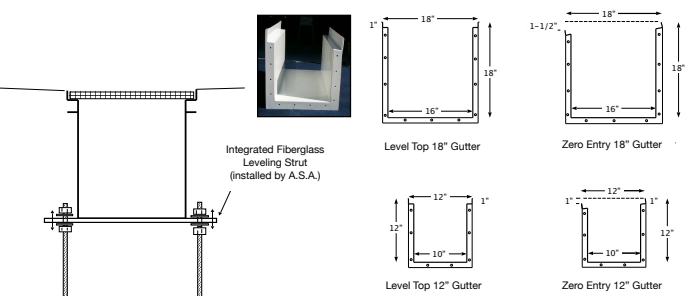


Fast Installation -- No Forming, No Pouring, No Painting



- Multiple layers of premium fiberglass & resin for maximum structural strength
- Works with most grate systems
- Waterstop flange
- Easy leveling tabs
- Straight or custom radius
- Outlets installed to project specifications--sides or bottom

The preferred modular fiberglass gutter system for rimflow pools, zero entry, beach entry and spray deck designs.




FPK-90-1800	18" x 18" x (your length specification)
FPK-90-1801	Zero Entry 18" x 18" x (your length specification)
FPK-90-1200	12" x 12" x (your length specification)
FPK-90-1201	Zero Entry 12" x 12" x (your length specification)



HEAVY DUTY FIBERGLASS COLLECTOR TANKS



- Premium fiberglass & resin for maximum structural strength
- Durable smooth gelcoat interior
- Integrated Soc x Soc SCH 40 outlets configured to required elevations
- Landscape, grate or pedestrian cover options
- Custom designs fabricated -- Call us today!
- Add your own float valves, auto-fill and level sensors
- Fast installation



Description	Capacity in Gallons with 6" Freeboard
2' x 2' x 3'	75
2' x 2' x 5'	135
3' x 3' x 3'	165
2' x 4' x 5'	234
2' x 4' x 6'	286
4' x 4' x 3'	300
4' x 4' x 4'	420
4' x 4' x 5'	540
4' x 4' x 6'	660
4' x 6' x 5'	700
4' x 6' x 6'	835
4' x 6' x 7'	970
4' x 8' x 3'	535
4' x 8' x 6'	1080
7.5' x 7.5' x 5'	1650
7.5' x 7.5' x 6'	2020
7.5' x 7.5' x 6.5'	2205

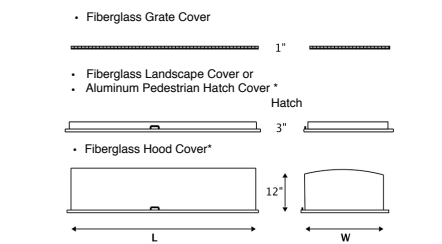


Call for a quote! 1-800-827-7665

FIBERGLASS COLLECTOR TANK COVERS



- Durable smooth gelcoat exterior
- Premium fiberglass & resin for maximum structural strengths
- Custom designs fabricated -- Call us today!
- Choose hinged, lockable, hood, landscape style and handle option
- Secures equipment and prevents tampering



- Fiberglass Grate Cover
- Fiberglass Landscape Cover or Aluminum Pedestrian Hatch Cover * Hatch
- Fiberglass Hood Cover*


Call for a quote! 1-800-827-7665

FIBERGLASS EQUIPMENT VAULTS



Add your own equipment -- pumps, filters, controllers

- Fabricated to your project specifications
- Fast Installation
- Durable smooth gelcoat interior
- Premium fiberglass & resin for maximum structural strength
- Gusset reinforced outlets on 10" +
- Multiple cover choices
- Options include: ladder, integrated floor sump, drain chase, frp support stand
- Integrated outlets to the required elevations
- No need for expensive crane or equipment to move and place
- Custom designs fabricated--call today for quote!



Sizes
2' x 2' x 3'
3' x 3' x 3'
4' x 4' x 3'
4' x 6' x 4'
5' x 7' x 4'
4' x 8' x 3'




Call for a quote! 1-800-827-7665

HEAVY DUTY FIBERGLASS VALVE VAULTS



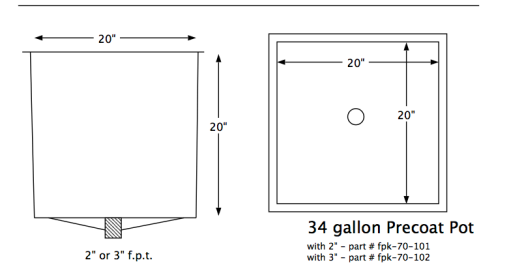
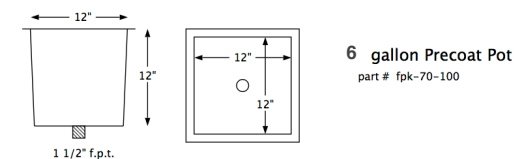
- Secures Below Grade Control Valves
- Fast installation
- Premium fiberglass & resin for maximum structural strength
- Durable smooth gelcoat interior finish
- Open bottom for drainage
- Multiple sizes for all valve configurations
- Optional pre-assembly
- Custom sizes available
- Options include: True Union Ball Valves - 1/2" - 3" Gear Driven Gate Valves 4" - 6" In Line Micro Filters Solenoid Valves
- Optional hinged, lockable landscape lid with handle or grate cover
- Blank boxes (no outlets) available




FIBERGLASS PRECOAT POTS



- Durable smooth gelcoat interior
- Premium fiberglass and resin for maximum structural strength
- Schedule 40 Female Adaptor Bottom Outlet
- Fast Installation
- Custom configurations fabricated -- Call us today!



Smooth 30 mil. white gelcoat interior finish
3/8" multiple layers fiberglass




Call for a quote! 1-800-827-7665

HEAVY DUTY FIBERGLASS BACKWASH SUMPS



- Durable smooth gelcoat interior
- Fast Installation -- No forming! No pouring!
- Premium fiberglass and resin for maximum structural strength
- Heavy Duty Grate Cover Included
- Optional waterstop flange
- Custom configurations fabricated -- Call us today!



Sump Size	Part #	Gallon Capacity	Outlet Size
12" x 12" x 18"	FPK-60-812-4	7	4"
18" x 18" x 24"	FPK-60-818-6	25	6"
24" x 24" x 30"	FPK-60-824-8	64	8"
36" x 36" x 36"	FPK-60-836-10	175	10"



Call for a quote! 1-800-827-7665