




FIBERGLASS WATERSTOP COUPLINGS


- Rough exterior sand finish
- Fraction of the cost of brass fittings
- Non-metallic -- no grounding
- Fiberglass reinforced PVC fitting
- Stops weeping at pipe penetrations in equipment rooms, walls & floors, framed main drains, gutter manifolds & surge tanks
- More reliable than heat welded PVC

Fiberglass Waterstop Couplings	
Sizes (soc x soc)	SCHEDULE 40 Part #
1"	FPK-88-301
1 1/2"	FPK-88-315
2"	FPK-88-302
3"	FPK-88-303
4"	FPK-88-346
6"	FPK-88-306
8"	FPK-88-308
10"	FPK-88-310
12"	FPK-88-312
14"	FPK-88-314
16"	FPK-88-316
18"	FPK-88-318
24"	FPK-88-324

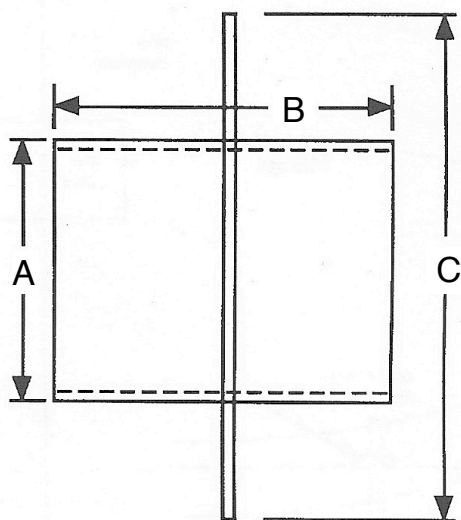


Schedule 40

Fiberglass Waterstop Couplings	
Sizes (soc x soc)	SCHEDULE 80 Part #
1"	FPK-89-301
1 1/2"	FPK-89-315
2"	FPK-89-302
3"	FPK-89-303
4"	FPK-89-346
6"	FPK-89-306
8"	FPK-89-308
10"	FPK-89-310
12"	FPK-89-312
14"	FPK-89-314
16"	FPK-89-316
18"	FPK-89-318
24"	FPK-89-324



Schedule 80



Fiberglass Waterstop Couplings			
Sizes (soc x soc)	Dimensions		
	A	B	C
1"	1-3/4"	2"	6"
1 1/2"	2-1/2"	2-1/2"	6"
2"	12-3/4"	3"	6"
3"	4"	4-1/2"	6-3/4"
4"	5"	4-3/4"	8-1/4"
6"	7-1/4"	6-1/4"	11-3/4"
8"	9-1/2"	9-1/2"	15-3/4"
10"	11-1/2"	13-1/2"	19-3/4"
12"	13-1/2"	15-1/2"	23-3/4"
14"	14-15/16"	15-3/4"	27-3/4"
16"	17"	18"	31-3/4"
18"	18-15/16"	20"	35-3/4"

Refer to Waterstop Drawing for A, B, C Measurements

A.S.A. MANUFACTURING
HEAVY DUTY
FIBERGLASS PRODUCTS

